

<b>MODEL:</b>	8D-AGM
<b>VOLTAGE:</b>	12
<b>DIMENSIONS:</b>	Inches (mm)
<b>BATTERY:</b>	VRLA AGM
<b>COLOR:</b>	Black (case/cover)
<b>MATERIAL:</b>	ABS
<b>WATERING SYSTEM:</b>	N/A



## PRODUCT SPECIFICATIONS

ICI GROUP SIZE	TYPE	CAPACITY <sup>1</sup> Minutes			CRANKING Performance				CAPACITY <sup>1</sup> Amp-Hours (Ah)				ENERGY (kWh)	TERMINAL Type <sup>3</sup>	DIMENSIONS <sup>2</sup> inches (mm)			WEIGHT lbs. (kg)
		@25 Amps	CCA <sup>4</sup> @0°F	CA <sup>4</sup> @32°F	5-Hr Rate	10-Hr Rate	20-Hr Rate	100-Hr Rate	100-Hr Rate	Length	Width	Height <sup>1</sup>						
<b>12 VOLT DUAL PURPOSE AGM BATTERY</b>																		
8D	8D-AGM	460	1450	1850	179	210	230	254	3.05	6	20.47 (520)	10.64 (270)	9.08 (231)	161 (73)				

- A. The number of minutes a battery can deliver when discharged at a constant rate at 80°F (27°C) and maintain a voltage above 1.75 V/cell. Capacities are based on peak performance.
- B. The amount of amp-hours (Ah) a battery can deliver when discharged at a constant rate at 80°F (27°C) for the 20-Hour rate and 80°F (30°C) for the 5-Hour rate and maintain a voltage above 1.75 V/cell. Capacities are based on peak performance.
- C. Dimensions are based on nominal size. Dimensions may vary depending on type of handle or terminal. Batteries to be mounted with .5 inches (12.7 mm) padding minimum.
- D. C.C.A. (Cold Cranking Amps) - the discharge load in amperes which a new, fully charged battery can maintain for 30 seconds at 0°F at a voltage above 1.2 V/cell.

- E. C.A. (Cranking Amps) - the discharge load in amperes which a new, fully charged battery can maintain for 30 seconds at 32°F at a voltage above 1.2 V/cell. This is sometimes referred to as marine cranking amps @ 32°F or M.C.A. @ 32°F.
- F. Dimensions taken from bottom of the battery to the highest point on the battery. Heights may vary depending on type of terminal.
- G. Terminal images are representative only. Trojan's battery testing procedures adhere to both IEC and EEC test standards.

## CHARGING INSTRUCTIONS

### CHARGER VOLTAGE SETTINGS (AT 77°F/25°C)

System Voltage	12V	24V	36V	48V
Daily Charge	14.1 - 14.7	28.2 - 29.4	42.3 - 44.1	56.4 - 58.8
Float	13.5	27	40.5	54

Do not install or charge batteries in a sealed or non-ventilated compartment. Constant under or overcharging will damage the battery and shorten its life as with any battery.

## CHARGING TEMPERATURE COMPENSATION

.028 VPC for every 10°F (5.55°C) above or below 77°F (25°C)

add .028 VPC for every 10°F (5.55°C) below 77°F and subtract .028 VPC for every 10°C above 77°F

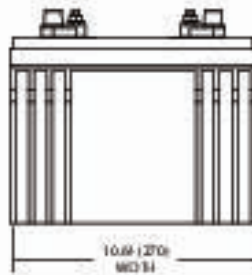
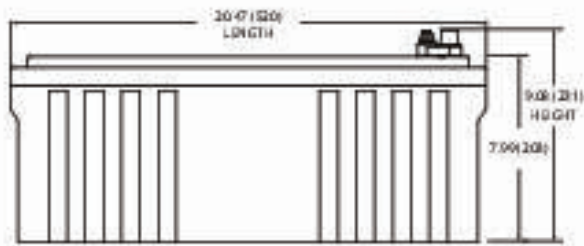
## TERMINAL CONFIGURATIONS

6	DT	Automotive Post & Stud Terminal
	Terminal Height Inc has (mm)	79 (20)
	Torque Values in-lb (Nm)	Stud: 95 - 105 (11 - 12) AP: 50 - 70 (6 - 8)
	Bolt Size	5/16"

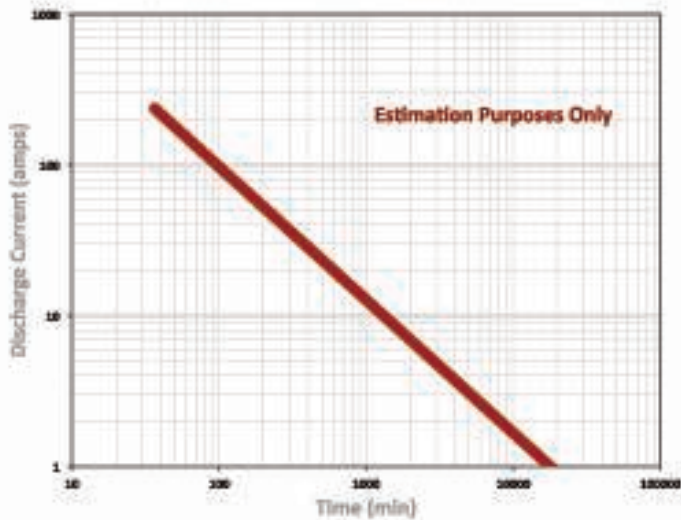
## OPERATIONAL DATA

Operating Temperature	Self Discharge
-4°F to 131°F (-20°C to +55°C). At temperatures below 32°F (0°C) maintain a state of charge greater than 60%.	Less than 3% per month depending on storage temperature conditions.


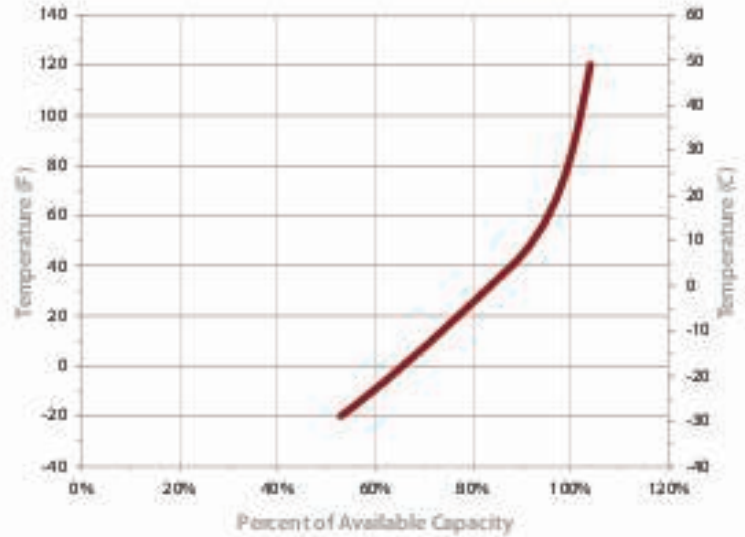
## BATTERY DIMENSIONS (shown with DT)



## TROJAN 8D-AGM PERFORMANCE



## PERCENT CAPACITY VS. TEMPERATURE



Trojan's battery testing procedures adhere to BCI-05 (Rev Oct 09) and IEC 61427 test standards.



Trojan batteries are available worldwide through Trojan's Master Distributor Network. We offer outstanding technical support, provided by full-time application engineers.

**For a Trojan Master Distributor near you, call 800.423.6569 or + 1.562.236.3000 or visit [www.trojanbattery.com](http://www.trojanbattery.com)**

12380 Clark Street, Santa Fe Springs, CA 90670 • USA